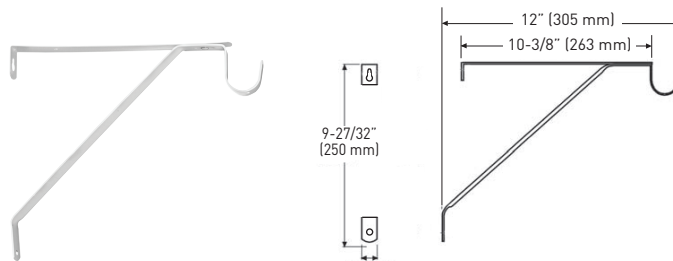


FEATURES

- › STEEL CONSTRUCTION
- › FOR SHELF UP TO 12" (305 mm) WIDE & ROD UP TO 1-1/2" (38 mm) DIAMETER
- › COMPLETE WITH SCREWS



UPC LABEL

WHITE ENAMEL

CASE QTY.

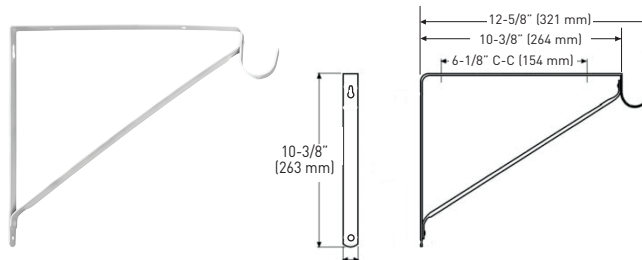
ADJUSTABLE SHELF & ROD SUPPORT

25-2800

10

FEATURES

- › STEEL CONSTRUCTION
- › FOR SHELF UP TO 12" (305 mm) WIDE & ROD UP TO 1-1/2" (38 mm) DIAMETER
- › COMPLETE WITH SCREWS



UPC LABEL

WHITE ENAMEL

CASE QTY.

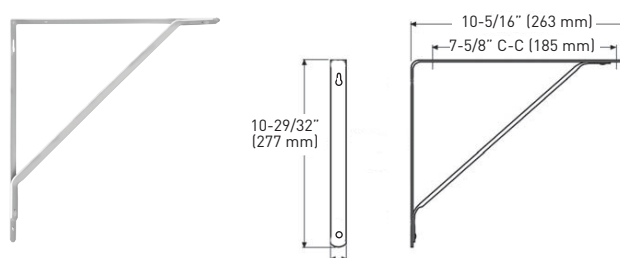
FIXED HEAVY DUTY SHELF & ROD SUPPORT

25-2810

10

FEATURES

- › STEEL CONSTRUCTION
- › FOR SHELF UP TO 12" (305 mm) WIDE
- › COMPLETE WITH SCREWS



UPC LABEL

WHITE ENAMEL

CASE QTY.

FIXED HEAVY DUTY SHELF SUPPORT ONLY

25-2815

10

MEASUREMENTS SUBJECT TO A 3% VARIANCE

MEASUREMENTS ARE FOR REFERENCE ONLY. TAYMOR RESERVES THE RIGHT TO CHANGE THE PRODUCT SPECS WITHOUT NOTICE. FOR PRODUCT WARRANTY, PLEASE VISIT TAYMOR WEBSITE FOR DETAILS